

LETTER TO THE EDITOR

# Effect of rotational excitation of H<sub>2</sub> on isotopic exchange reaction with OD<sup>-</sup> at low temperatures

Š. Roučka, S. Rednyk, A. Kovalenko, T. D. Tran, R. Plašil, Á. Kálosi, P. Dohnal, D. Gerlich, and J. Glošík

Department of Surface and Plasma Science, Faculty of Mathematics and Physics, Charles University, V Holešovičkách 2, 180 00 Prague, Czech Republic  
e-mail: stepan.roucka@mff.cuni.cz

Received 19 April 2018 / Accepted 21 May 2018

## ABSTRACT

**Aims.** This paper presents experimentally obtained rate coefficients for the weakly endothermic reaction OD<sup>-</sup> + H<sub>2</sub> → OH<sup>-</sup> + HD with ortho- and para-hydrogen at astrophysically relevant temperatures between 10 and 300 K.

**Methods.** The reaction was studied with normal and para-enriched (99.5% para-H<sub>2</sub>) hydrogen in a 22-pole ion trap. The measured temperature dependencies of reaction rate coefficients are analyzed using a model which assumes that the rotational energies of the two reactants are equivalent to the translational energy in driving the reaction.

**Results.** At room temperature, the rate coefficients of reactions with both nuclear spin variants reach 7 × 10<sup>-11</sup> cm<sup>3</sup> s<sup>-1</sup>, which is in good agreement with the previous results from ion trap and swarm experiments with normal hydrogen. Cooling down the trap slows down the reaction and leads, at a nominal trap temperature of 11 K, to a rate coefficient below 10<sup>-14</sup> cm<sup>3</sup> s<sup>-1</sup> for para-enriched hydrogen. The fitted reaction endothermicity of 25.3 ± 2.2 meV agrees well with the literature value calculated in the Born-Oppenheimer approximation, ΔH<sup>0</sup> = 24.0 meV. A simpler evaluation procedure, fitting the data with Arrhenius functions, results in <sup>p</sup>k = 16.8 × 10<sup>-11</sup> exp(-234 K/T) cm<sup>3</sup> s<sup>-1</sup> for pure para-hydrogen and <sup>o</sup>k = 9.4 × 10<sup>-11</sup> exp(-101 K/T) cm<sup>3</sup> s<sup>-1</sup> for pure ortho-hydrogen.

**Key words.** astrochemistry – molecular data – molecular processes – methods: laboratory: molecular – ISM: molecules

## 1. Introduction

In the present study we investigate the weakly endothermic H/D exchange reaction

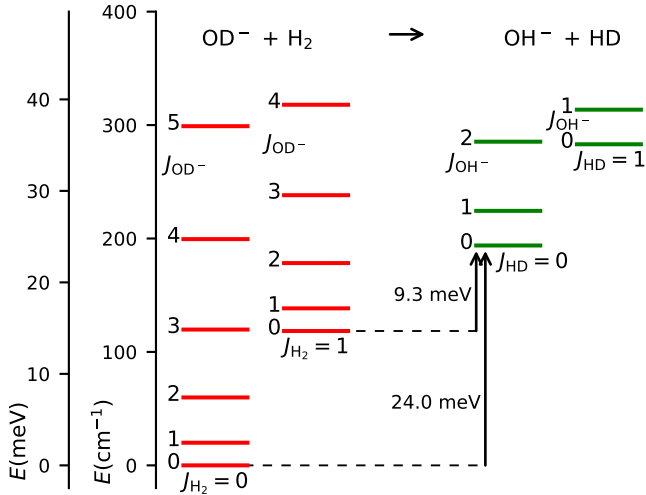


Isotope exchange between different molecules is always nearly thermoneutral; however, due to differences in zero-point energies of the reactants and the products, endothermicities or exothermicities of some tens of meV are obtained. Hence, rate coefficients for H/D exchange tend to be very sensitive to temperatures between 10 and 1000 K, which are typical for the interstellar medium. One consequence is that deuterated molecular species are important tracers for the physical conditions prevailing in the interstellar medium (Roberts & Millar 2000). For example, observations of deuteration have been used, in combination with chemical models, to explore the origin of solar-system molecules (Cleeves et al. 2014b), to constrain the ionization rates in protoplanetary disks (Miettinen et al. 2011; Cleeves et al. 2014a), or to measure the age of prestellar cores (Pagani et al. 2013). The observations of the H/D ratios in molecules are generally concentrating on cations or neutrals, while not much is known about deuteration of anions. Negatively charged ions have recently been observed in space (McCarthy et al. 2006; Cernicharo et al. 2007; Brünken et al. 2007), and their role is increasingly more frequently investigated using astrochemical networks (Walsh et al. 2009; McElroy et al. 2013). In

particular, UMIST-based models (McElroy et al. 2013) predict that OH<sup>-</sup> ions are present in cold dark clouds in quantities comparable to its positive counterpart, OH<sup>+</sup>. While OH and OH<sup>+</sup> are routinely observed (see, e.g., Gerin et al. 2010; Wampfler et al. 2010), OH<sup>-</sup> is still just a candidate for detection in space (Cazzoli & Puzzarini 2006).

The importance of the OH<sup>-</sup> ion is underlined by a number of recent laboratory and theoretical studies of its destruction (Hlavenka et al. 2009; Hauser et al. 2015a), formation (Jusko et al. 2015; Plašil et al. 2017), inelastic collisions (Hauser et al. 2015b), or its rotational spectrum (Cazzoli & Puzzarini 2006; Matsushima et al. 2006; Jusko et al. 2014; Lee et al. 2016). Additionally, the OH<sup>-</sup> anion has become a tool for thermometry of ions in ion traps (Otto et al. 2013; Endres et al. 2017) and storage rings (DESIREE, Schmidt et al. 2017; CSR, Meyer et al. 2017), based on threshold photodetachment spectroscopy.

This work presents rate coefficients measured for reaction (1) with normal and para-enriched H<sub>2</sub> at trap temperatures ranging from 10 to 300 K. Previous studies, performed at room temperature (Grabowski et al. 1983) or in the ranges of 10–300 K (Mulin et al. 2015) and 300–508 K (Viggiano & Morris 1994), used only normal H<sub>2</sub>. Experimental determination of state-specific rate coefficients for J<sub>H<sub>2</sub></sub> = 0 and 1 is essential because the reactivity is highly sensitive to the internal excitation of the reactants. Moreover, the interstellar ortho-/para-H<sub>2</sub> population is often far from thermal equilibrium.



**Fig. 1.** Rotational energy levels of the reactants (left-hand side) and products (right-hand side) for reaction (1). The rotational constants for  $\text{OD}^-$ ,  $\text{OH}^-$ ,  $\text{HD}$ , and  $\text{H}_2$  are taken from the literature (Huber & Herzberg 1979; Rehfuss et al. 1986; Matsushima et al. 2006). The two arrows indicate that 24.0 meV of translational energy are needed to reach the threshold at 0, while 9.3 meV are sufficient for reaction with ortho- $\text{H}_2$  ( $J_{\text{H}_2} = 1$ ).

To compare internal excitation with the endothermicity, Fig. 1 shows the lowest rotational states of the involved diatomic molecules. The nuclear spin states  $I=0$  (para) and 1 (ortho) are linked to the even and odd rotational states, respectively. The 0 K reaction enthalpy of 24 meV was calculated in the Born-Oppenheimer approximation, as discussed in detail by Mulin et al. (2015). At meV accuracy, the energetics are influenced by isotopic electronic shifts of the potential energy surfaces of  $\text{OD}^-$  and  $\text{OH}^-$ , as shown for several other isotope exchange reactions with  $\text{H}_2$  and  $\text{D}_2$  (Kleinman & Wolfsberg 1973, 1974; Adoхи-Krouz et al. 2004). In particular, spectroscopic studies of OH and OD neutrals suggest that the isotopic shift of electronic ground-state potential energy surface in this system can be up to 2.5 meV (see note 78 in Ruscic et al. 2002). We here also derive an experimental value of the reaction endothermicity.

## 2. Experiment

The experiments have been carried out using the RF 22-pole ion trap machine described by Gerlich (1995, 2008) and Zymak et al. (2011). This instrument has been used to study isotope effects in anion-neutral reactions (Mulin et al. 2015; Roučka et al. 2015; Plašil et al. 2017), therefore we only recall a few specific details. The 22-pole trap was operated at an RF frequency of 17.4 MHz and at amplitudes up to 60 V. The nominal trap temperature ( $T_{22\text{PT}}$ ) was varied from 300 K down to 10 K.

$\text{OD}^-$  ions were produced in an electron impact storage ion source (SIS) using a mixture of  $\text{N}_2\text{O}$  and  $\text{D}_2$  (Jusko et al. 2013, 2014). They were extracted from the source, mass selected by a quadrupole mass filter, and guided into the ion trap, where reactions with  $\text{H}_2$  were followed as a function of time and  $\text{H}_2$  number density. A  $\text{He}/\text{H}_2$  gas mixture was introduced directly into the trap volume. After various well-defined trapping times, the trap was opened and ions were extracted, mass selected by a second quadrupole mass spectrometer, and counted by an MCP detector. The numbers of detected ions were proportional to the numbers of trapped ions, and minor differences in the overall

detection efficiency for  $\text{OD}^-$  and  $\text{OH}^-$  were accounted for in the data analysis.

The addition of helium buffer gas ensures that most of the ions are collisionally thermalized before reacting with  $\text{H}_2$ . Typically used  $\text{He}/\text{H}_2$  mixtures result in ten collisions with  $\text{He}$  for every one collision with  $\text{H}_2$  on average. Moreover, at low temperatures,  $\text{H}_2$  molecules also act as a buffer gas because of the low probability for a reactive collision. Recent experiments in our apparatus (Plašil et al. 2012; Zymak et al. 2013) as well as in other 22-pole trap experiments (Hauser et al. 2015b; Endres et al. 2017) have confirmed that the collisional temperature is slightly higher than the temperature of the trap. In the present case we can safely assume that the collisional temperature in interaction of  $\text{OD}^-$  with  $\text{H}_2$  does not exceed the trap temperature by more than 10 K. For simplicity of presentation, we define the collisional temperature as  $T = T_{22\text{PT}} + 5$  K with an uncertainty of  $\pm 5$  K.

We used normal hydrogen ( $^n\text{H}_2$ ) and para-enriched hydrogen ( $^e\text{H}_2$ ) as reactants, with number densities varying from  $10^{12}$  up to  $10^{13}$   $\text{cm}^{-3}$ . In normal  $\text{H}_2$ , the para/ortho ratio is 1/3, corresponding to the 300 thermal equilibrium. The para-enriched hydrogen, containing 99.5% of para- $\text{H}_2$ , was produced using a para-hydrogen generator with paramagnetic catalyst (Hejduk et al. 2012; Dohnal et al. 2012; Zymak et al. 2013). The amount of ortho impurities was determined in situ using chemical probing with  $\text{N}^+$  ions (Zymak et al. 2013). The nuclear spin-state-specific rate coefficients  $^p k_1$  and  $^o k_1$  for the reaction of  $\text{OD}^-$  with para- and ortho- $\text{H}_2$  were then calculated from the measured rate coefficients  $^n k_1$  and  $^e k_1$  for the reaction with  $^n\text{H}_2$  and with  $^e\text{H}_2$ .

To evaluate the measured time dependencies, especially at low temperatures, we have to take into account reconversion of  $\text{OH}^-$  products back to  $\text{OD}^-$  via the fast exothermic reaction (Mulin et al. 2015)



The  $\text{D}_2$  traces in the trap originate from the ion source. Equilibrium between this backward reconversion reaction and reaction (1) is established at long enough trapping times.

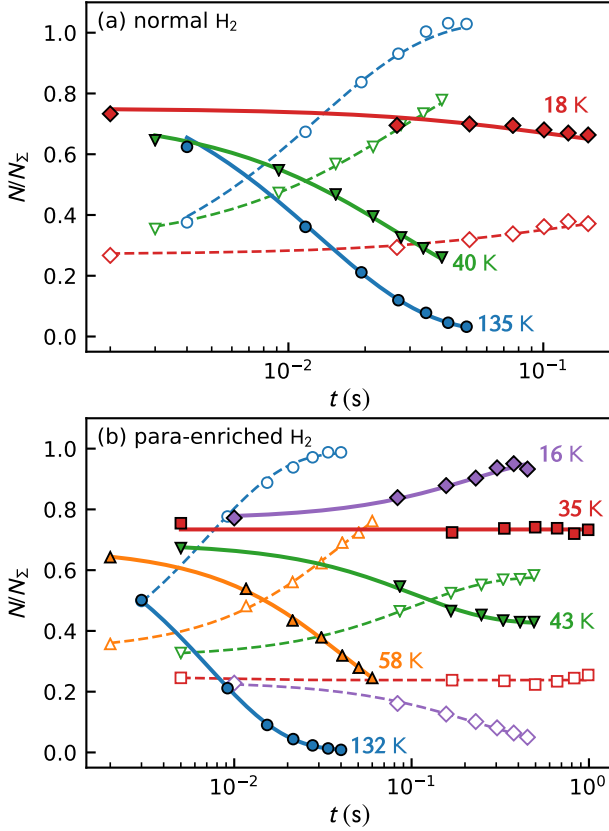
## 3. Results and discussion

The change in numbers of detected  $\text{OD}^-$  and  $\text{OH}^-$  ions in the trap can be described with the balance equations

$$\frac{dN_{\text{OD}^-}}{dt} = -k_1 N_{\text{OD}^-} [\text{H}_2] + k_2 \xi N_{\text{OH}^-} [\text{D}_2], \quad (3)$$

$$\frac{dN_{\text{OH}^-}}{dt} = -k_2 N_{\text{OH}^-} [\text{D}_2] + k_1 \frac{N_{\text{OD}^-}}{\xi} [\text{H}_2], \quad (4)$$

where  $k_1$  and  $k_2$  are the rate coefficients of reactions (1) and (2), and  $[\text{H}_2]$  and  $[\text{D}_2]$  are the number densities of  $\text{H}_2$  and  $\text{D}_2$  in the trap, respectively. The factor  $\xi$ , which is close to 1, accounts for the detection efficiency of  $\text{OD}^-$  relative to  $\text{OH}^-$ . In the following, the additional index n and e is used, that is,  $^n k_i$  and  $^e k_i$ , to indicate reactions with  $^n\text{H}_2$  and  $^e\text{H}_2$ , respectively. The reaction rate coefficients are determined by fitting the measured time dependencies of the numbers of detected ions,  $N_{\text{OD}^-}(t)$  and  $N_{\text{OH}^-}(t)$ , with solution of Eqs. (3) and (4). Free parameters of the fit are the reaction rates  $r_1 = k_1 [\text{H}_2]$  and  $r_2 = k_2 [\text{D}_2]$ , the initial numbers of detected ions,  $N_{\text{OD}^-}(t=0)$  and  $N_{\text{OH}^-}(t=0)$ , and the relative detection efficiency  $\xi$ .



**Fig. 2.** Time dependencies of the normalized numbers of OD<sup>-</sup> (filled symbols) and OH<sup>-</sup> (open symbols), measured with <sup>1</sup>H<sub>2</sub> (panel a) and <sup>2</sup>H<sub>2</sub> (panel b). The collisional temperatures are indicated in the figure, and the densities of <sup>1</sup>H<sub>2</sub>, <sup>2</sup>H<sub>2</sub>, He, and D<sub>2</sub> are listed in Table 1.

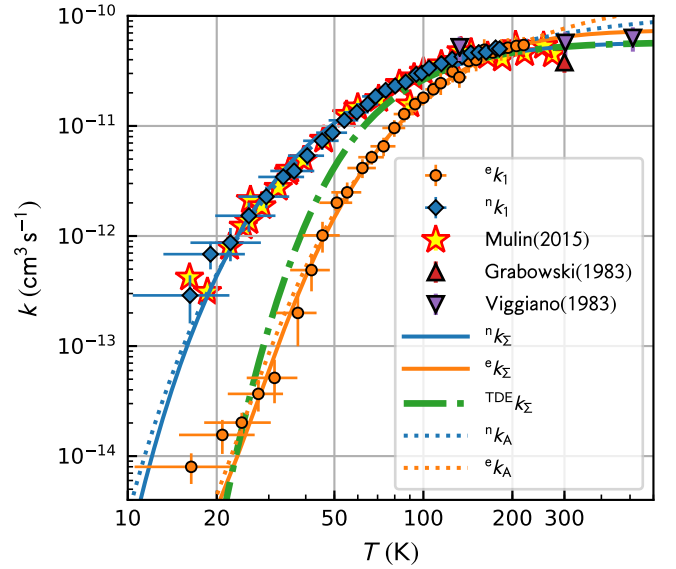
Examples of measured and fitted time dependencies are plotted in Fig. 2. For clarity, the numbers are normalized by the total number of ions,  $N_{\Sigma}$ , measured directly after filling the trap. The upper panel of Fig. 2 shows data obtained with <sup>1</sup>H<sub>2</sub> as target gas, and the lower panel those for <sup>2</sup>H<sub>2</sub>. The corresponding densities of <sup>1</sup>H<sub>2</sub>, <sup>2</sup>H<sub>2</sub>, He, and D<sub>2</sub> in the trap are listed in Table 1. The density of D<sub>2</sub> penetrating from the ion source is typically 1000 times lower than that of H<sub>2</sub>. Nevertheless, the equilibrium numbers of OD<sup>-</sup> are comparable to or even higher than those of OH<sup>-</sup> at the lowest temperatures because of the very slow forward reaction and the fast backward reversion reaction. The effect of backward reversion is even more pronounced for a reaction with para-enriched H<sub>2</sub>. The dependence of the reaction rate  $r_1$  on the hydrogen number density was measured to be linear, confirming the binary character of reaction (1).

Figure 3 compares the rate coefficients,  ${}^n k_1$  and  ${}^e k_1$ , measured between 15 and 300 with previous results for  ${}^n k_1$  from the same experimental arrangement (Mulin et al. 2015; shown as a function of collisional temperature,  $T = T_{22PT} + 5$  K). The agreement is very good (within a few percent). We also show results from the FDT experiment of Viggiano & Morris (1994) and the SIFT experiment of Grabowski et al. (1983). The data we present were simplified by binning the results of nearly 300 measurements into logarithmically spaced bins in temperature. The indicated uncertainties of the reaction rate coefficients take into account the estimated fit errors and the 5 uncertainty of the collisional temperature, which also influences the reactant number density. The uncertainty due to pressure measurement is 20%.

**Table 1.** Experimental conditions (collisional temperatures  $T$ , number densities of H<sub>2</sub>, He, and D<sub>2</sub>, and fractions of ortho-H<sub>2</sub>) used to measure the data shown in Fig. 2.

$T$ K	[H <sub>2</sub> ] 10 <sup>12</sup> cm <sup>-3</sup>	[ <sup>o</sup> H <sub>2</sub> ] [H <sub>2</sub> ]	[He] 10 <sup>12</sup> cm <sup>-3</sup>	[D <sub>2</sub> ] 10 <sup>9</sup> cm <sup>-3</sup>
135	1.8	0.75	16	3.0
40	6.8	0.75	30	5.4
18	10.3	0.75	45	8.2
132	3.7	0.005	22	2.2
58	7.2	0.005	33	3.3
43	8.3	0.005	38	3.8
35	9.2	0.005	42	4.2
16	10.4	0.005	33	6.3

**Notes.** The H<sub>2</sub> and He gases are introduced to the trap volume via the inlet system, and D<sub>2</sub> is diffusing into the trap from the ion source. The uncertainties of the number densities are close to 20%.

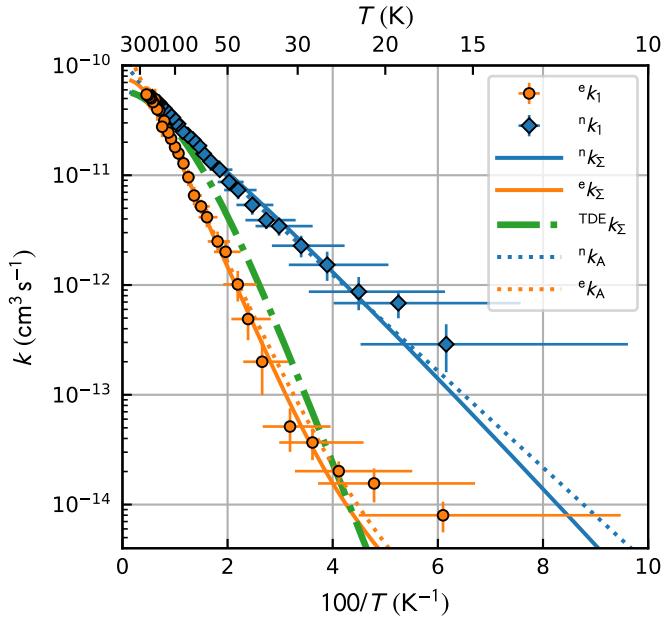


**Fig. 3.** Temperature dependencies of the rate coefficients,  ${}^n k_1$  and  ${}^e k_1$ , measured for reaction (1) with <sup>1</sup>H<sub>2</sub> and with <sup>2</sup>H<sub>2</sub>. We also plot data obtained in our previous experiments with <sup>1</sup>H<sub>2</sub> using the same experimental arrangement (Mulin et al. 2015), FDT data of Viggiano & Morris (1994), and SIFT data of Grabowski et al. (1983). The solid and dotted lines show the result of a state-specific model and an Arrhenius model, respectively. For details, see the text. The dash-dotted line indicates the thermal rate coefficient, i.e., the ortho/para ratio is also equilibrated to  $T$ .

The Arrhenius plot of the measured reaction rate coefficients shown in Fig. 4 reveals a nearly linear dependence of  ${}^n k_1$  and  ${}^e k_1$  over two and three orders of magnitude, respectively. The deviations from linearity for temperatures below 25 are smaller than the estimated temperature uncertainty of  $\pm 5$  K.

We analyzed our data using the simple statistical model described by Mulin et al. (2015), which takes into account any non-equilibrium population of H<sub>2</sub> rotational states. Generally, the rate coefficient  $k_1$  of reaction (1) can be expressed as a weighted sum  $k_{\Sigma}$  of state-specific rate coefficients  $k_{J_{H_2} J_{OD^-}}$ , averaged over the rotational states  $J_{H_2}$  and  $J_{OD^-}$  of H<sub>2</sub> and OD<sup>-</sup>. In particular, we define rate coefficients  ${}^n k_{\Sigma}$  and  ${}^e k_{\Sigma}$  for reaction with normal and para-enriched H<sub>2</sub> as

$${}^{n/e} k_{\Sigma} = \sum_{J_{H_2}, J_{OD^-}} {}^{n/e} P_{J_{H_2}} P_{J_{OD^-}} k_{J_{H_2} J_{OD^-}}, \quad (5)$$



**Fig. 4.** Arrhenius plot of  ${}^e k_1$  and  ${}^n k_1$  measured in experiments with  ${}^e \text{H}_2$  and  ${}^n \text{H}_2$ . The solid and dotted lines show the results from a state-specific model and an Arrhenius model, respectively. The dash-dotted line shows the fully thermalized rate coefficients. For details, see the text.

where  ${}^{n/e} P_{J_{\text{H}_2}}$  and  $P_{J_{\text{OD}^-}}$  are the corresponding populations of rotational states. Our model uses the assumption that all state-specific rate coefficients follow the Arrhenius temperature dependence

$$k_{J_{\text{H}_2} J_{\text{OD}^-}} = {}^{p/o} k_0 \exp\left(-\frac{\Delta E_{J_{\text{H}_2} J_{\text{OD}^-}}}{k_B T}\right), \quad (6)$$

with the activation energy given by

$$\Delta E_{J_{\text{H}_2} J_{\text{OD}^-}} = \max\{0, \Delta H_{\text{fit}}^0 - E_{J_{\text{H}_2}} - E_{J_{\text{OD}^-}}\}. \quad (7)$$

The model assumes that both the rotational energy of  $E_{J_{\text{H}_2}}$  and  $E_{J_{\text{OD}^-}}$  and the translational energy are equivalent in driving the reaction. In Eq. (6) we also assume that there is a global pre-exponential factor  ${}^p k_0$  for reactions with para- $\text{H}_2$  ( $J_{\text{H}_2}$ , even) and  ${}^o k_0$  for all reactions of ortho- $\text{H}_2$  ( $J_{\text{H}_2}$ , odd). The only free parameters of the model are the reaction endoergicity  $\Delta H_{\text{fit}}^0$  and the pre-exponential factors  ${}^p k_0$  and  ${}^o k_0$ . The model was fitted globally to both temperature dependencies of rate coefficients of reactions with ortho- and para- $\text{H}_2$ , resulting in

$$\Delta H_{\text{fit}}^0 = 25.3_{-2.1}^{+2.4} \text{ meV}, \\ {}^p k_0 = 7.4_{-0.4}^{+0.7} \times 10^{-11} \text{ cm}^3 \text{ s}^{-1}, \quad {}^o k_0 = 5.2_{-1.3}^{+1.3} \times 10^{-11} \text{ cm}^3 \text{ s}^{-1}.$$

These mean values were obtained from fits corresponding to the collisional temperature  $T = T_{22\text{PT}} + 5 \text{ K}$ . The quoted uncertainties include the statistical errors and the systematic errors due to temperature uncertainty, which were estimated by fitting the data with collisional temperatures defined as  $T^- = T_{22\text{PT}}$  and  $T^+ = T_{22\text{PT}} + 10 \text{ K}$ . The pre-exponential factors  ${}^p k_0$  and  ${}^o k_0$  have additional uncertainty of 20% due to the uncertainty of the pressure. The fitted curves are included in Figs. 3 and 4.

The true thermal reaction rate coefficient  ${}^{\text{TDE}} k_{\Sigma}$  plotted in Figs. 3 and 4 was derived from our model by inserting the equilibrium population of all  $\text{H}_2$  rotational states,  ${}^{\text{TDE}} P_{J_{\text{H}_2}}$ , into Eq. (5), that is, also assuming equilibrium ortho/para population.

To facilitate the incorporation of our data into chemical models, we also fit our data with the simple Arrhenius model, described by the equation

$${}^{n/e} k_A = (1 - {}^{n/e} f) {}^p k_A + {}^{n/e} f {}^o k_A, \quad (8)$$

where  ${}^{n/e} f = [{}^o \text{H}_2]/[{}^{n/e} \text{H}_2]$  is the fraction of ortho- $\text{H}_2$  in the normal/para-enriched  $\text{H}_2$  and

$${}^{p/o} k_A = {}^{p/o} k_{A0} \exp(-{}^{p/o} E_A / (k_B T)). \quad (9)$$

The agreement of the fit with our data (Fig. 4) indicates that the linear combination of Arrhenius dependencies (8) is a good approximation. The resulting parameters are

$${}^o E_A = 8.7_{-1.7}^{+2.1} \text{ meV}, \quad {}^o k_{A0} = 9.4_{-2.2}^{+3.1} \times 10^{-11} \text{ cm}^3 \text{ s}^{-1}, \\ {}^p E_A = 20.1_{-2.3}^{+2.7} \text{ meV}, \quad {}^p k_{A0} = 16.8_{-2.7}^{+3.6} \times 10^{-11} \text{ cm}^3 \text{ s}^{-1}.$$

The errors were estimated by the same procedure as discussed above for the state-specific model parameters.

The fitted endothermicity  $\Delta H_{\text{fit}}^0$  is in good agreement with the value  $\Delta H^0 = 24.0 \text{ meV}$  discussed in the Introduction. This confirms that the isotopic energy shifts are not significantly larger than our experimental accuracy ( $\approx 2.5 \text{ meV}$ ). The discrepancy between the Arrhenius activation energy  ${}^p E_A$  and the endothermicities  $\Delta H_{\text{fit}}^0$  and  $\Delta H^0$  is not surprising because  ${}^p E_A$  is an empirical parameter that does not account for the internal excitation of the reactants. Nevertheless, the activation energy  ${}^o E_A$  of the reaction with ortho- $\text{H}_2$  is in good agreement with the Born-Oppenheimer estimate of  $9.3 \text{ meV}$ . It is also in agreement with the activation energy of reaction with normal  $\text{H}_2$ ,  $E_{A\text{-exp}} = (7.9 \pm 0.3) \text{ meV}$  determined by Mulin et al. (2015), which confirms that reaction with ortho- $\text{H}_2$  was the dominant process in that experiment.

## 4. Conclusions

We have extended our previous measurements (Mulin et al. 2015) of the isotope exchange reaction between  $\text{OD}^-$  and  $\text{H}_2$  using nearly pure para-hydrogen. The data allowed us to extract nuclear-spin specific rate coefficients at temperatures from 15 to 300. As expected, the two results are equal at room temperature and agree well with previous data (Viggiano & Morris 1994; Grabowski et al. 1983). Over a wide range of temperatures, the rate coefficients fall with decreasing temperature in accordance with the Arrhenius formula. For astrochemical models, reactions with pure para- or ortho- $\text{H}_2$  can be simply characterized with Arrhenius functions  ${}^p k = 16.8 \times 10^{-11} \exp(-234 \text{ K}/T) \text{ cm}^3 \text{ s}^{-1}$  and  ${}^o k = 9.4 \times 10^{-11} \exp(-101 \text{ K}/T) \text{ cm}^3 \text{ s}^{-1}$ , respectively.

*Acknowledgements.* This work was partly supported by the Czech Grant Agency GACR 17-19459S and by the Charles University (GAUK 1584217, 1144616, 1168216). We thank the Chemnitz University of Technology and the DFG for lending the 22-pole trap instrument to the Charles University.

## References

- Adohi-Krou, A., Martin, F., Ross, A. J., Linton, C., & Le Roy R. J. 2004, *J. Chem. Phys.*, **121**, 6309
- Brünken, S., Gupta, H., Gottlieb, C. A., McCarthy, M. C., & Thaddeus, P. 2007, *ApJ*, **664**, L43
- Cazzoli, G., & Puzzarini, C. 2006, *ApJ*, **648**, L79
- Cernicharo, J., Guélin, M., Agúndez, M., et al. 2007, *A&A*, **467**, L37
- Cleeves, L. I., Bergin, E. A., & Adams, F. C. 2014a, *ApJ*, **794**, 123
- Cleeves, L. I., Bergin, E. A., Alexander, C. M. O., et al. 2014b, *Science*, **345**, 1590



- Dohnal, P., Hejduk, M., Varju, J., et al. 2012, *Phil. Trans. R. Soc. A*, **370**, 5101
- Endres, E. S., Egger, G., Lee, S., et al. 2017, *J. Mol. Spectr.*, **332**, 134
- Gerin, M., De Luca, M., Black, J., et al. 2010, *A&A*, **518**, L110
- Gerlich, D. 1995, *Phys. Scr.*, **1995**, 256
- Gerlich, D. 2008, *Low Temperatures and Cold Molecules* (London: Imperial College Press)
- Grabowski, J. J., DePuy, C. H., & Bierbaum, V. M. 1983, *J. Am. Chem. Soc.*, **105**, 2565
- Hauser, D., Lakhmanskaya, O., Lee, S., Roučka, Š., & Wester, R. 2015a, *New J. Phys.*
- Hauser, D., Lee, S., Carelli, F., et al. 2015b, *Nat. Phys.*, **11**, 467
- Hejduk, M., Dohnal, P., Varju, J., et al. 2012, *Plasma Sources Sci. Technol.*, **21**, 024002
- Hlavenka, P., Otto, R., Trippel, S., et al. 2009, *J. Chem. Phys.*, **130**, 061105
- Huber, K. P., & Herzberg, G. 1979, *Molecular Spectra and Molecular Structure: Constants of Diatomic Molecules* (New York: Van Nostrand Reinhold)
- Jusko, P., Roučka, Š., Plašil, R., & Glosík, J. 2013, *Int. J. Mass Spectrom.*, **352**, 19
- Jusko, P., Asvany, O., Wallerstein, A.-C., Brünken, S., & Schlemmer, S. 2014, *Phys. Rev. Lett.*, **112**, 253005
- Jusko, P., Roučka, Š., Mulin, D., et al. 2015, *J. Chem. Phys.*, **142**, 014304
- Kleinman, L. I., & Wolfsberg, M. 1973, *J. Chem. Phys.*, **59**, 2043
- Kleinman, L. I., & Wolfsberg, M. 1974, *J. Chem. Phys.*, **60**, 4740
- Lee, S., Hauser, D., Lakhmanskaya, O., et al. 2016, *Phys. Rev. A*, **93**, 032513
- Matsushima, F., Yonezu, T., Okabe, T., Tomaru, K., & Moriwaki, Y. 2006, *J. Mol. Spectrosc.*, **235**, 261
- McCarthy, M. C., Gottlieb, C. A., Gupta, H., & Thaddeus, P. 2006, *ApJ*, **652**, L141
- McElroy, D., Walsh, C., Markwick, A. J., et al. 2013, *A&A*, **550**, A36
- Meyer, C., Becker, A., Blaum, K., et al. 2017, *Phys. Rev. Lett.*, **119**, 023202
- Miettinen, O., Hennemann, M., & Linz, H. 2011, *A&A*, **534**, A134
- Mulin, D., Roučka, Š., Jusko, P., et al. 2015, *Phys. Chem. Chem. Phys.*, **17**, 8732
- Otto, R., von Zastrow, A., Best, T., & Wester, R. 2013, *Phys. Chem. Chem. Phys.*, **15**, 612
- Pagani, L., Lesaffre, P., Jorfi, M., et al. 2013, *A&A*, **551**, A38
- Plašil, R., Zymak, I., Jusko, P., et al. 2012, *Phil. Trans. R. Soc. A*, **370**, 5066
- Plašil, R., Tran, T. D., Roučka, Š., et al. 2017, *Phys. Rev. A*, **96**, 062703
- Reh fuss, B. D., Crofton, M. W., & Oka, T. 1986, *J. Phys. Phys.*, **85**, 1785
- Roberts, H., & Millar, T. J. 2000, *A&A*, **361**, 388
- Roučka, Š., Mulin, D., Jusko, P., et al. 2015, *J. Phys. Chem. Lett.*, **6**, 4762
- Ruscic, B., Wagner, A. F., Harding, L. B., et al. 2002, *J. Phys. Chem. A*, **106**, 2727
- Schmidt, H. T., Eklund, G., Chartkunchand, K. C., et al. 2017, *Phys. Rev. Lett.*, **119**, 073001
- Viggiano, A. A., & Morris, R. A. 1994, *J. Chem. Phys.*, **100**, 2748
- Walsh, C., Harada, N., Herbst, E., & Millar, T. J. 2009, *ApJ*, **700**, 752
- Wampfler, S. F., Herczeg, G. J., Bruderer, S., et al. 2010, *A&A*, **521**, L36
- Zymak, I., Jusko, P., Roučka, Š., et al. 2011, *Eur. Phys. J. Appl. Phys.*, **56**, 24010
- Zymak, I., Hejduk, M., Mulin, D., et al. 2013, *ApJ*, **768**, 86