

LETTER TO THE EDITOR

Hot Stuff for One Year (HSOY)

A 583 million star proper motion catalogue derived from *Gaia* DR1 and PPMXL[★]

M. Altmann¹, S. Roeser^{1,2}, M. Demleitner¹, U. Bastian¹, and E. Schilbach^{1,2}

¹ Zentrum für Astronomie der Universität Heidelberg, Astronomisches Rechen-Institut, Mönchhofstr. 12-14, 69120 Heidelberg, Germany

e-mail: maltmann@ari.uni-heidelberg.de

² Zentrum für Astronomie der Universität Heidelberg, Landessternwarte Königstuhl, Königstuhl 12, 69117 Heidelberg, Germany

Received 4 January 2017 / Accepted 10 February 2017

ABSTRACT

Context. Recently, the first installment of data from the ESA *Gaia* astrometric satellite mission (*Gaia* DR1) was released, containing positions of more than 1 billion stars with unprecedented precision. This release contains the proper motions and parallaxes, however, for only a subset of 2 million objects. The second release will include those quantities for most objects.

Aims. In order to provide a dataset that bridges the time gap between the *Gaia* DR1 and *Gaia* DR2 releases and partly remedies the lack of proper motions in the former, Hot Stuff for One Year (HSOY) was created as a hybrid catalogue between *Gaia* and ground-based astrometry. This catalogue features proper motions (but no parallaxes) for a large percentage of the DR1 objects. While not attempting to compete with future *Gaia* releases in terms of data quality or number of objects, the aim of HSOY is to provide improved proper motions partly based on *Gaia* data and to allow studies to be carried out now or as pilot studies for later projects requiring higher precision data.

Methods. The HSOY catalogue was compiled using the positions taken from *Gaia* DR1 combined with the input data from the PPMXL catalogue, employing the same weighted least-squares technique that was used to assemble the PPMXL catalogue itself.

Results. This effort resulted in a four-parameter astrometric catalogue containing 583 million stars with *Gaia* DR1 quality positions and proper motions with precisions from far less than 1 mas/yr to 5 mas/yr, depending on object brightness and location on the sky.

Key words. astrometry – catalogs – Galaxy: kinematics and dynamics – proper motions

1. Introduction

Gaia, the 1 billion star astrometric space mission by ESA ([Gaia Collaboration 2016a](#)), set out in late 2013 to revolutionise (among many other fields of astronomy) our understanding of the kinematics, structure, and evolution of our Galaxy. On September 14, 2016, the *Gaia* consortium published the first *Gaia* Data release, *Gaia* DR1 ([Gaia Collaboration 2016b](#)), containing the positions and broadband photometry for 1.143 billion objects. Given the short time span of the measurements incorporated into this release (less than 15 months), the separation of parallaxes and proper motions was not possible. Therefore *Gaia* DR1 in general does not include these quantities with the exception of a small subset of those 2 million stars already present in the HIPPARCOS ([ESA 1997](#)) or *Tycho2* catalogues ([Høg et al. 2000](#)). Using this data as a first epoch, proper motions and parallaxes could be disentangled, yielding the *Tycho Gaia* Astrometric Solution (TGAS; [Michalik et al. 2015](#)). Thus most astrometry-related projects within the astronomical community might focus on the TGAS data and on preparing for the next *Gaia* release.

In the meantime, we present a very short-lived yet powerful astrometric catalogue, adding value and scientific use cases to *Gaia* DR1. It provides proper motions for 583 million objects,

i.e. for more than half of the objects for which *Gaia* DR1 only gives positions. This is achieved by combining data from the PPMXL catalogue ([Roeser et al. 2010](#)) and *Gaia* DR1 positions. Named Hot Stuff for One Year (HSOY), highlighting its short-lived nature, we intend to partly fill the gap in time between the ultra-precise positions of DR1 and the ultra-precise full five-parameter astrometry of DR2.

Until HSOY is superseded by *Gaia* DR2, this catalogue presents the best set of proper motions in existence in the magnitude range fainter than TGAS to $G = 20$ mag and is a valuable base for studies of stellar kinematics.

Section 2 describes the assembly of this catalogue and its input data and gives the overall characteristics of this catalogue. In Sect. 3 we demonstrate the improvement of the precision of proper motions of HSOY with respect to current entirely ground-based values with two science case examples.

2. Presenting HSOY

2.1. Construction and stellar content of HSOY

The HSOY catalogue was constructed with the method previously used to assemble the PPMXL catalogue ([Roeser et al. 2010](#)), which itself now forms one of the input datasets for HSOY. The input data for PPMXL were the 2MASS ([Skrutskie et al. 2006](#)) and USNO-B1.0 catalogues ([Monet et al. 2003](#)), and the input data for HSOY were PPMXL and

[★] The HSOY catalogue is only available at the CDS via anonymous ftp to cdsarc.u-strasbg.fr (130.79.128.5) or via <http://cdsarc.u-strasbg.fr/viz-bin/qcat?I/339>

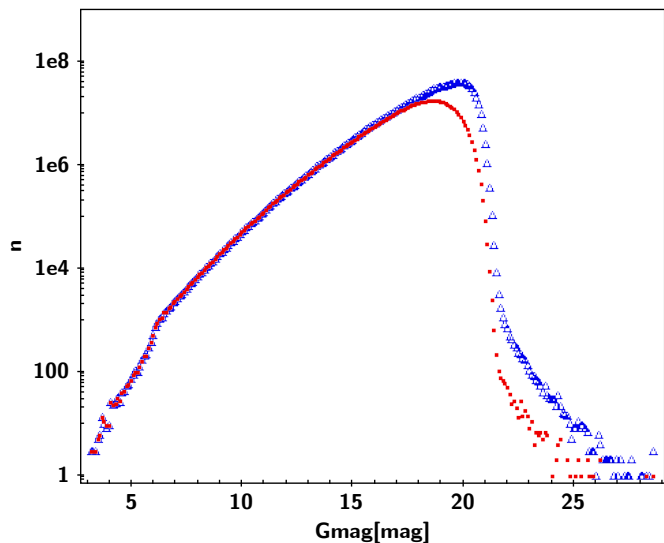


Fig. 1. Distribution of object counts in HSOY over the *Gaia* *G* magnitude (red filled circles). As comparison, the object counts for *Gaia* DR1 are also shown (blue open triangles).

Gaia DR1. The procedure of construction, described in detail in Roeser et al. (2010), involves cross matches between the datasets and a weighted least-squares fit to derive positions and proper motions.

The PPMXL catalogue contains about 900 million and *Gaia* DR1 includes 1.1 billion sources. Yet HSOY only contains 583 001 653 entries, i.e. about 50–60% of the object numbers of the input catalogues. Figure 1 shows the object counts for both HSOY and *Gaia* DR1. Of course, HSOY can only contain objects that are in both PPMXL and *Gaia* DR1. Objects that did not make it into the final HSOY are very probably non-stellar objects and failed matches originating in the USNO-B1. However, the inhomogeneous sky coverage of *Gaia* DR1 (Gaia Collaboration 2016b) most likely also plays a role.

On the other hand, there still is a significant fraction of entries that are probably not related to physical objects in HSOY. The most common form of these are spurious pairs. These may arise from observations that have not been matched in USNO-B, either from different epochs or from different plates. As long as the original USNO-B matched up two observations of the same object for each pair member and the observations had sufficient precision, they form a close, common proper motion pair in PPMXL and are consequently matched to the same *Gaia* DR1 object. Such objects (and a few other cases where two or more PPMXL objects are matched to the same *Gaia* DR1 object) are marked with a non-NULL clone flag (0.7% of the entire catalogue). The PPMXL catalogue contained about 24.5 million objects with proper motions larger than 150 mas/yr in the northern hemisphere alone, against an expectation of about 10^5 as discussed in the PPMXL paper. The procedure outlined above brings the number of high-PM objects in HSOY down to 2.5 million on the entire sky (2.5×10^5 in the north). Hence, there are still many spurious high PM objects in HSOY accidentally matching a (real) *Gaia* DR1 object at J2015. Another reduction of the spurious sources can be effected by matching PPMXL against SuperCOSMOS (Hambly et al. 2001), an independent source extraction from the plate collections underlying USNO-B at J2000. Where no such match can be found within $3''$, HSOY set the *no_sc* column to 1. Using only objects with matches in SuperCOSMOS, only 168 206 objects with

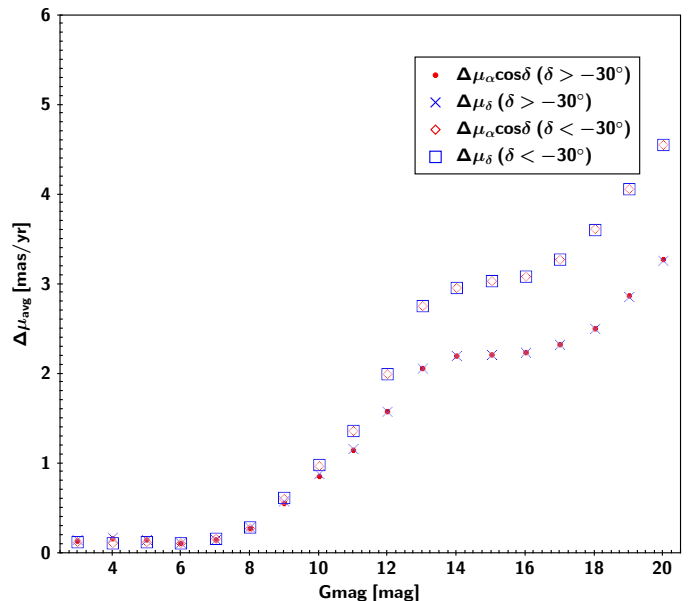


Fig. 2. Mean standard errors in proper motions of the HSOY catalogue north and south of $\delta = -30^\circ$. The errors are given in bins of one magnitude centred on full *Gaia* *G* magnitudes. The symbols are defined in the legend box within the plot.

$\mu > 150$ mas/yr are left in the northern sky within a factor of two of the level to be expected from the Lépine Shara Proper Motion Catalogue (Lépine & Shara 2005). Over the entire sky, including the very crowded fields in the southern sky, there are about 1.38×10^6 high-PM objects with matches in SuperCOSMOS in HSOY.

Conversely, sometimes more than one *Gaia* DR1 object is within the match radius of one PPMXL object. While in some cases, this may be due to true binaries already resolved by *Gaia*, more typically they are due to failed observation matching in the construction of *Gaia* DR1 and should therefore generally be considered spurious pairs as well. These are marked with a non-NULL comp flag (1.5% of the entire catalogue). In both catalogues, there are a couple of hundred sources that are fainter than 21 mag; see Fig. 1. These have to be considered spurious sources.

2.2. The astrometric precision of HSOY

For the positions, the overwhelming precision of *Gaia* DR1 results in mean epochs close to that of *Gaia* DR1 of 2015.0; the mean epoch of most objects in HSOY is near 2014.8. In HSOY, the positions are given for epoch J2000.0 by applying proper motions. Also, the formal precision of these positions is entirely determined by the precision of the proper motions. These are at maximum 5 mas/yr (see below), therefore the positional rms errors at J2000.0 are well below 0.1 arcsec and are not individually given in the catalogue. Since for the HSOY proper motions, the PPMXL positions are necessary, the vastly higher precision of the *Gaia* DR1 positions does not dominate as in the case of the mean-epoch positions in the HSOY catalogue. This also means that they reflect some of the systematic errors in the PPMXL, such as the zonal errors present in all ground-based catalogues of similar type (Roeser et al. 2010). This is to be kept in mind when using HSOY proper motions. These systematics are reduced to a certain extent owing to the addition of *Gaia* DR1, but they do not

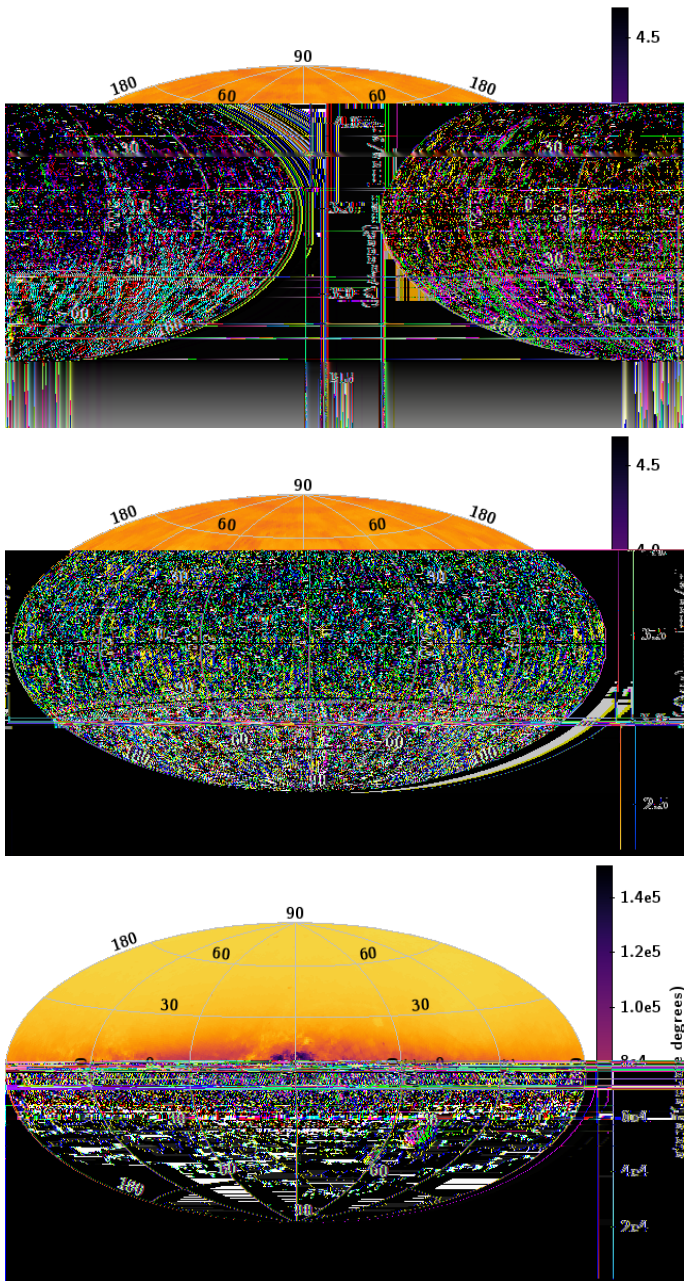


Fig. 3. *Upper two panels:* global variation of the rms errors in proper motion (*upper panel*, right ascension, *middle panel*, and declination) in equatorial coordinates. Darker shades/colours indicate higher errors. *Bottom panel:* density of HSOY in stars per square degrees over the entire sky in Galactic coordinates highlighting the overall uniformity of the catalogue.

vanish altogether¹. Given the much smaller positional errors of *Gaia* DR1, the correlations between the errors in RA and declination in *Gaia* DR1 can be neglected here. Generally the average formal errors for HSOY proper motions range from <0.2 mas/yr for stars brighter than 8 mag up to 4 or 5 mas/yr near the faint magnitude limit; see Fig. 2.

Figure 3 exhibits much larger errors in both proper motion components at declinations south of -30° ; the mean formal errors there are slightly less than double those in the rest of the

sky, as shown in Fig. 2. This is inherited from the underlying plate surveys: the first all-sky Schmidt plate surveys started in the northern hemisphere in the 1950s and were extended to the south only much later in the 1970s. Therefore the baseline for proper motions in the southern quarter of the sky is shorter by 20 years with the corresponding consequences for the formal proper motion uncertainties. Apart from this issue the errors in proper motion over the whole sky are remarkably homogeneous because they are just a little higher near the dense areas of the Milky Way. We used the original PPMXL proper motions rather than the possibly more inertial proper motions given by Vickers et al. (2016), since the latter are only available for objects with 2MASS photometry and hence less than half the PPMXL.

HSOY is not a dedicated photometric catalogue, therefore it utilises all photometry that its input catalogues supply. From its PPMXL parent, it retains the photographic magnitudes taken from the USNO-B1 catalogue and the NIR 2MASS values. The *Gaia* DR1 *G* magnitude is added to this. Therefore, for more information regarding the quality of the photometry, we refer to the original sources, i.e. *Gaia* DR1, USNO-B1, and 2MASS.

As for *Gaia* DR1 itself, the primary access mode to HSOY is the Virtual Observatory protocol TAP². F1 -9.96-225(access)-0ef,

¹ It would in principle be possible to reduce these errors even further by reconstructing the PPMXL itself using *Gaia* DR1, but this is not worthwhile on the timescale of the useful life of HSOY

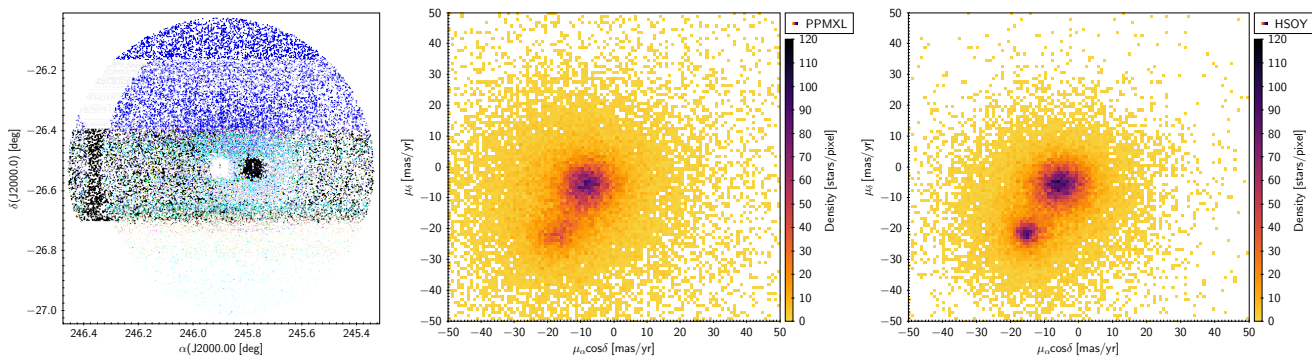


Fig. 4. *Left panel:* plot of the field with a radius of 30' taken from the HSOY catalogue centred around M 4. *Centre and right panels:* vector point diagrams of the M 4 region with proper motions taken from the PPMXL (*centre*) and HSOY (*right*). The hole in the middle of the plot is caused by the strong crowding in the central part of M 4; the few points inside this hole can be considered as spurious, which means they have to be suppressed in any kind of analysis.

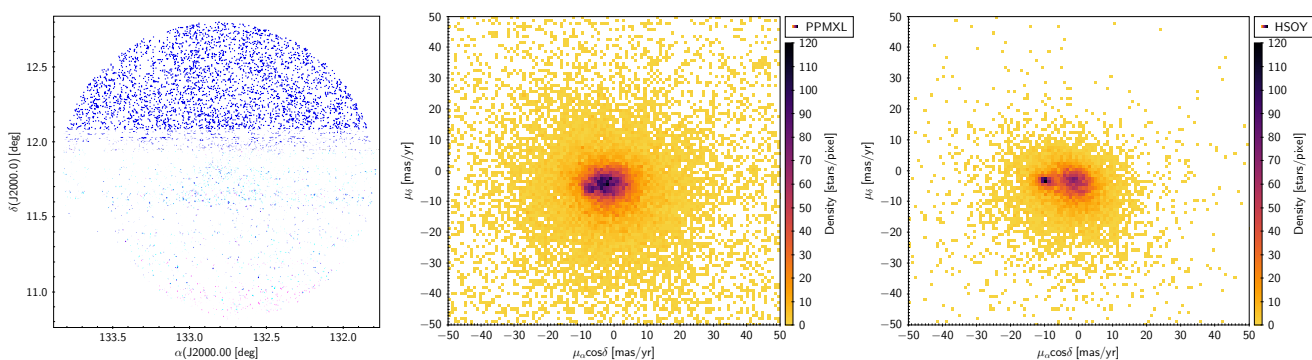


Fig. 5. *Left panel:* plot of the field with a radius of 1 degrees around M 67 taken from the HSOY catalogue. *Centre and right panels:* vector point diagrams of the M 67 region with proper motions taken from the PPMXL (*centre*) and HSOY (*right*).

4. Outlook

In a little more than a year from now, *Gaia* DR2 will be released and will thus make HSOY obsolete. However, we believe that this catalogue will be put to good use until then. In a way it is the final version of the second-generation ground-based astrometric catalogues, i.e. those developed before or at the beginning of the CCD age, but with old photographic plates as the long time-baseline basis. On the other hand, it presents a bridge to a new generation of ground-based astrometric surveys now based on *Gaia* data, such as what will come out of LSST. These will reach objects much fainter than either the current catalogues or *Gaia* and will continue the tradition of space-calibrated ground-based astrometric catalogues.

Acknowledgements. S. Roeser and E. Schilbach were supported by Sonderforschungsbereich SFB 881 "The Milky Way System" (subprojects B5) of the German Research Foundation (DFG). It is a great pleasure to acknowledge Mark Taylor from the Astrophysics Group of the School of Physics at the University of Bristol for his wonderful work on TOPCAT, Tool for Operations on Catalogues And Tables and STILTS, Starlink Tables Infrastructure Library Tool Set. This research has made use of the resources of CDS, Strasbourg, France. Technical and publication support was provided by GAVO under BMBF grant 05A14VHA.

This work has made use of data from the European Space Agency (ESA) mission *Gaia* (<http://www.cosmos.esa.int/gaia>), processed by the *Gaia* Data Processing and Analysis Consortium (DPAC, <http://www.cosmos.esa.int/web/gaia/dpac/consortium>). Funding for the DPAC has been provided by national institutions, in particular the institutions participating in the *Gaia* Multilateral Agreement.

References

- Demleitner, M., Roeser, S., & Proft, S. 2015, HSOY Object Catalog, <http://dc.zah.uni-heidelberg.de/tableinfo/hsoy.main>
 ESA 1997, *ESA SP, 1200*
 Gaia Collaboration (Prusti, T., et al.) 2016a, *A&A*, **595**, A1
 Gaia Collaboration (Brown, A. G. A., et al.) 2016b, *A&A*, **595**, A2
 Hambly, N. C., MacGillivray, H. T., Read, M. A., et al. 2001, *MNRAS*, **326**, 1279
 Høg, E., Fabricius, C., Makarov, V. V., et al. 2000, *A&A*, **355**, L27
 Lepine, S., & Shara, M. M. 2005, *AJ*, **129**, 1483
 Michalik, D., Lindegren, L., & Hobbs, D. 2015, *A&A*, **574**, A115
 Monet, D. G., Levine, S. E., Canzian, B., et al. 2003, *AJ*, **125**, 984
 Roeser, S., Demleitner, M., & Schilbach, E. 2010, *AJ*, **139**, 2440
 Skrutskie, M. F., Cutri, R. M., Stiening, R., et al. 2006, *AJ*, **131**, 1163
 Vickers, J. J., Röser, S., & Grebel, E. K. 2016, *AJ*, **151**, 99

Appendix A: The data content of the HSOY catalogue

The data content, its units and a short description of every identifier is given in Table A.1.

Table A.1. Content of the HSOY catalogue.

	Name	Unit	description
1	<i>ipix</i>	–	PPMXL object identifier
2	<i>comp</i>	–	flag indicating multiple <i>Gaia</i> matches to one PPMXL object
3	<i>raj2000</i>	degrees	RA at J2000.0, epoch 2000.0
4	<i>dej2000</i>	degrees	Dec J2000.0, epoch 2000.0
5	<i>e_ra</i>	degrees	Mean error: $\alpha \cos \delta$ at mean epoch
6	<i>e_de</i>	degrees	Mean error: δ at mean epoch
7	<i>pmra</i>	deg/yr	Proper motion in $\alpha \cos \delta$
8	<i>pmde</i>	deg/yr	Proper motion in δ
9	<i>e_pmra</i>	deg/yr	Mean error in $\mu_\alpha \cos \delta$
10	<i>e_pmde</i>	deg/yr	Mean error in μ_δ
11	<i>epra</i>	yr	Mean epoch in RA (α)
12	<i>epde</i>	yr	Mean epoch in Dec (δ)
13	<i>jmag</i>	mag	2MASS <i>J</i> magnitude
14	<i>e_jmag</i>	mag	error of 2MASS <i>J</i> mag.
15	<i>hmag</i>	mag	2MASS <i>H</i> magnitude
16	<i>e_hmag</i>	mag	error of 2MASS <i>H</i> mag.
17	<i>kmag</i>	mag	2MASS <i>K</i> magnitude
18	<i>e_kmag</i>	mag	error of 2MASS <i>K</i> mag.
19	<i>b1mag</i>	mag	<i>B</i> mag: USNO-B, 1st epoch
20	<i>b2mag</i>	mag	<i>B</i> mag: USNO-B, 2nd epoch
21	<i>r1mag</i>	mag	<i>R</i> mag: USNO-B, 1st epoch
22	<i>r2mag</i>	mag	<i>R</i> mag: USNO-B, 2nd epoch
23	<i>imag</i>	mag	<i>I</i> mag: USNO-B
24	<i>surveys</i>	–	Origin of USNO-B mags
25	<i>nobs</i>	–	total number of astrometric observations ($n_{\text{PPMXL}} + 1$)
26	<i>gaiaid</i>	–	<i>Gaia</i> unique source identifier
27	<i>Gmag</i>	mag	mean <i>Gaia</i> <i>G</i> -band magnitude
28	<i>e_Gmag</i>	mag	estimated error of <i>Gaia</i> <i>G</i> -mag
29	<i>clone</i>	–	>1 PPMXL match to <i>Gaia</i> object
30	<i>no_sc</i>	–	object not in SuperCOSMOS